

Noncustodial Parent CSS Profile

If your parents don't live together, some colleges require BOTH parents to complete the CSS Profile.

This means your noncustodial parent may need to fill out a separate form with similar questions.



If this form is required and not completed, you may lose access to financial aid at that college.

Other Parent

At least one of your colleges or programs requires that both of your biological/adoptive parents, not just the one who completed this application, submit the CSS Profile application.

Please note: If you would like College Board to send your other parent an email to let them know, please provide their email address.

Enter parent's email address

Submit Email Address

You'll be notified if a noncustodial profile is required after adding colleges to your CSS Profile.

Steps to take

1. Add colleges to your CSS Profile, and check if a noncustodial profile is required.
2. Send your noncustodial parent the email invitation from the CSS Profile.
3. Have them create a College Board account with their information.
4. Have your noncustodial parent complete the application.
5. In the "Student Section", your parent must enter **the exact same information** you entered in your application (name, DOB, etc.).

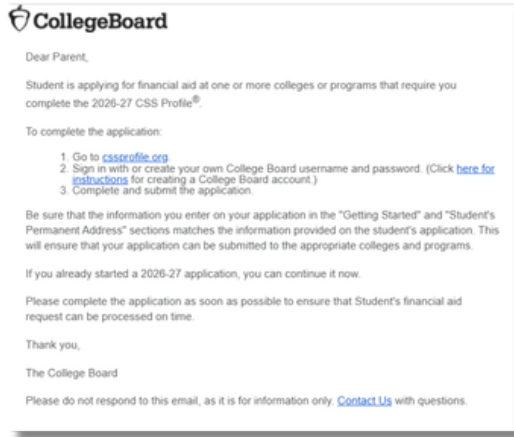
You might NOT need this form if:

- You have no contact with your noncustodial parent.
- You have special circumstances preventing contact with your noncustodial parent.
- You are an independent student.
- Learn how to request a waiver using our [waiver resource](#)



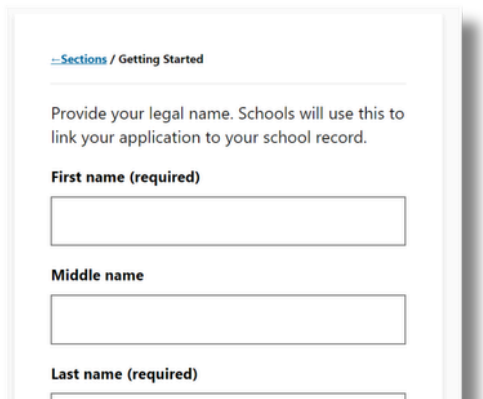
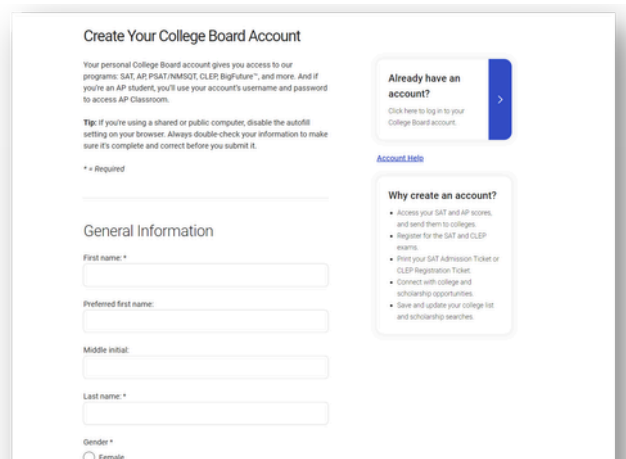
Talk to your advisor / counselor to confirm your situation

Create an account & get started



When you enter your noncustodial parent's email address, they will get an email instructing them to either sign in or create an account. They can also go directly to cssprofile.collegeboard.org

Your noncustodial parent needs to provide basic information about themselves in order to create an account. They can skip the "Parent Information" section at the bottom (this does not apply to them).



In the "Getting Started" section, the application asks questions about the student. Make sure your parent enters the exact same information you entered in your application about yourself (name, DOB, etc.).